



AC750 Mesh Wi-Fi Extender

Works with any Wi-Fi Router[‡]

OneMesh™



RE205



Wi-Fi Dead-Zone
Killer



Uninterrupted
Streaming[§]



Easy Setup via
Tether App

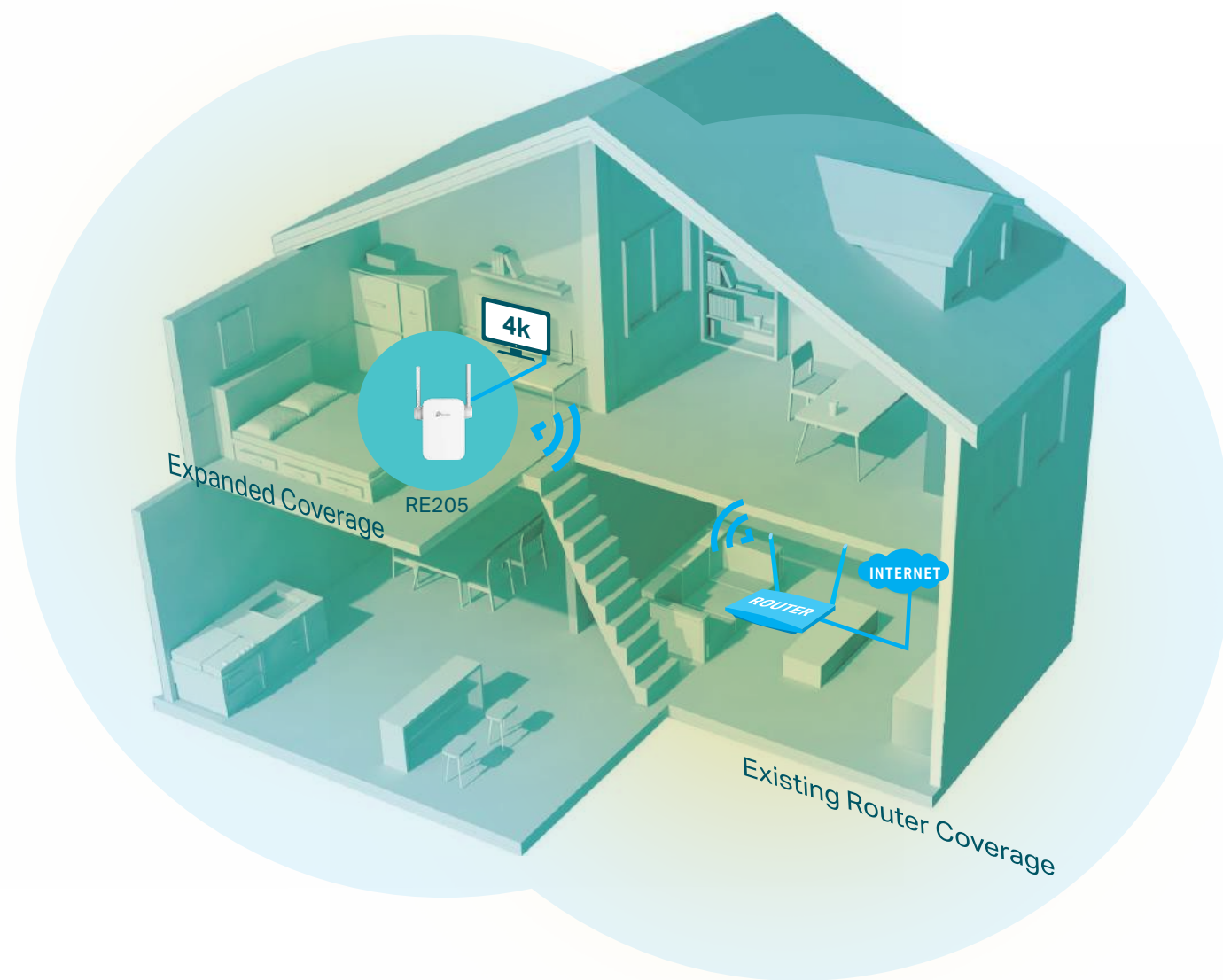


Access Point
Mode

Highlights

Eliminate Wi-Fi Dead Zones with Powerful Wi-Fi

The AC750 Wi-Fi Range Extender connects to your router wirelessly, strengthening and expanding its signal into areas it can't reach on its own, achieving speeds of 300 Mbps on the 2.4 GHz band and 433 Mbps on the 5 GHz band.†



Wi-Fi Dead-Zone Killer

Eliminate weak signal areas with full Wi-Fi coverage.



Dual Band Connection

Separate 2.4 GHz and 5 GHz Wi-Fi bands allow more devices to connect to your network without reducing performance.



High Speed Mode

Use both Wi-Fi bands to establish one super-high-speed connection, ideal for HD streaming and gaming.



Adaptive Path Selection

Keep your network running at top-speed by automatically choosing the fastest connection path to the router.



Access Point Mode

Turn your wired internet connection into a Wi-Fi hotspot.



Easy Setup and Unified Management

Via the WPS button / Tether app / Web UI.

Highlights

More Than A Traditional Wi-Fi Extender

Connect with any Wi-Fi router to boost your Wi-Fi range or to a OneMesh™ router to create a mesh network for seamless whole-home coverage.



Wi-Fi Dead-Zone Killer

Eliminate weak signal areas with Wi-Fi coverage for the whole house.



One Wi-Fi Name

Stay connected to the same network name in every room.



Unified Management

Manage your mesh network from the Tether app or web UI.



Uninterrupted Streaming^s

Enjoy uninterrupted streaming, surfing, and more—even when moving around your home.



Check the full list of OneMesh™ extenders and routers at <https://tp-link.com/onemesh/compatibility>

*More compatible devices coming soon

AC750 Mesh Wi-Fi Extender

Compact Wall-Plug Design

Easy to install and move.

External Antennas

Provide stronger connections and greater Wi-Fi coverage.

Secure One-touch Connection (WPS)

Instantly connect the extender to a router without further configuration.

Smart Signal Indicator

See signal strength to find the best spot to extend Wi-Fi.

- Strong signal
- Weak signal

Fast Ethernet Port

Connects a wired device to your Wi-Fi network.



PC




Game Console



Smart TV



Features



Ease of Use

- Intuitive Web UI – Ensures quick and simple installation without hassle
- Fast Encryption – One-touch wireless security encryption with the WPS button
- Hassle-free Management with Tether App – Network management is made easy with the TP-Link Tether App, available on any Android or iOS device
- Online Upgrade – Keeps you informed of the latest firmware and allows online updating on the web UI



Speed

- Ultimate Wireless Speed – Combined wireless speeds of up to 300 Mbps (over 2.4 GHz) and 433 Mbps (over 5 GHz)
- Support 802.11 ac – Provides a data transfer rate 3 times faster than 802.11n for each stream
- High Speed Mode – Uses one dedicated Wi-Fi band to boost extender performance for extra-demanding online activities
- Adaptive Path Selection – Keeps your network running at top-speed by automatically choosing the fastest connection path to the router




Reliability

- Simultaneous Dual Band – Separate Wi-Fi bands enable more devices to connect to your network without a drop in performance
- Reliable Connection – Two adjustable external antennas for optimal Wi-Fi coverage and reliable wireless connections

Specifications

Hardware

- Ethernet Port: 1 10/100Mbps RJ45 Port
- Button: WPS Button, RESET Button
- Antenna: 2 External Antennas
- Power Consumption: 7.2W
- Dimensions (W × D × H):
3.06 x 1.57 x 3.15 in. (77.8 x 40 x 80 mm)



Wireless

- Wireless Standards: IEEE 802.11a/n/ac 5 GHz, IEEE 802.11b/g/n 2.4 GHz
- Frequency: 2.4 GHz and 5 GHz
- Signal Rate: 300 Mbps at 2.4 GHz, 433 Mbps at 5 GHz
- Transmit Power: ≤20dBm (2.4 GHz), ≤20dBm (5 GHz)
- Reception Sensitivity:
5 GHz:
11a 6Mbps: -94dBm, 11a 54Mbps: -76dBm,
11ac HT20 MCS8: -69dBm, 11ac HT40 MCS9: -65dBm
11ac HT80 MCS9: -61dBm
2.4 GHz:
11g 54Mbps: -79dBm, 11n HT20: -77dBm
11n HT40: -74dBm
- Wireless Function: Enable/Disable Wireless Radio
- Wireless Security: WEP, WPA/WPA2-PSK encryptions, Enable/Disable SSID Broadcast

Others

- Certification
CE, RoHS
- System Requirements
Microsoft Windows 98SE, NT, 2000, XP, Vista™ or Windows 7, 8, 8.1, 10, MAC OS, NetWare, UNIX or Linux
Internet Explorer 11, Firefox 12.0, Chrome 20.0, Safari 4.0, or other Java-enabled browser
- Package Contents
AC750 Wi-Fi Range Extender RE205
Quick Installation Guide



For more information, please visit
<https://www.tp-link.com/products/details/RE205.html>
or scan the QR code left

Attention: This device may only be used indoors in all EU member states and EFTA countries.

[†]Maximum wireless signal rates are the physical rates derived from IEEE Standard 802.11 specifications. Actual wireless data throughput and wireless coverage are not guaranteed and will vary as a result of network conditions, client limitations, and environmental factors, including building materials, obstacles, volume and density of traffic, and client location.

[‡]The product may not be compatible with routers or gateways with firmware that has been altered, is based on open source programs, or is non-standard or outdated.

[§]Uninterrupted Streaming is designed for devices that support the 802.11k/v standard.

©2021 TP-Link

www.tp-link.com

TP-Link AC750 Wi-Fi Range Extender RE205